



SoftenUp, Peak Ceiling Frames

Premier Collection

SoftenUp™ modular ceiling tiles create a warm and welcoming atmosphere in any space. Peak is designed for effortless installation and seamlessly fits into T-grid drop-ceiling systems. Each tile, comprised of a series of linear slats, can be specified from three sizes and multiple colors allowing for more creative and personalized installations.

Specifications

Surface	Ceiling	
Material	FilaSorb™ polyester felt	
Weight	0.49 lb./ft ² (±10%)	
Standard Sizes	Slat Profiles	Backer Panels
	2" W x 3" H	24" W x 24" L 24" W x 48" L 24" W x 96" L
<i>Custom sizes available</i>		
Compatible T-grid	Type	Layout
	15/16" Flat	Standard 24" x 24"
	9/16" Flat	Standard 24" x 24"



SoftenUp, Peak Ceiling Frames in Stonewash

Technical

NRC Rating	0.95*
Fire Test	ASTM E84, Class A CAN/ULC-S102 Flame spread index: 15 Smoke developed index: 200
Water Sorption	ASTM C1104-2019 (A Modified) Water sorbed by weight: 0.20% (based on a 12mm thick panel)
Colorfastness	ISO 105-B02, 6-7

* Test results available upon request

Details

Lead Time	3 - 6 weeks
Origin	Manufactured and assembled in the US
Warranty	Product: 20 years* Colorfastness: 20 years*

* Conditions apply

Environmental

Recycled Content	Minimum 60%
Energy	Generated using 40% solar energy
Indoor Air Quality	VOC less than/equal to 0.5mg/m ³
Recyclable	100%*
Certifications	Health Product Declaration (HPD)** Environmental Product Declaration Declare Certification - LBC Red List Free (third-party verified) SCS Global Indoor Advantage Gold

* PET is recyclable through participating partners

** HPD only applies to 12mm thickness



© The Health Product Declaration® logo is a registered trademark of HPD Collaborative.



For questions or additional product information, visit acoufelt.com or call 800.966.8557.

SoftenUp, Peak Ceiling Frames | January 2026

Colorways

PREMIER



White
WH12



Milkyway
MI74



Ivory
IV11



Pearl
PE21



Valentine
VA70



Quartz
QU67



Stonewash
ST72



Sea Salt
SE57




Platinum
PL04



Almond
AL55



Pistachio
PI25



Turmeric
TU60



Flamingo
FL61



Amethyst
AM69



Periwinkle
PE23



Peacock
PE20



Metal
ME03



Mushroom
MU75




Celery
CE65



Wheat
WH68



Peach
PE19



Lilac
LI13



Marine
MA15



Sencha
SE58




Grey
GR02




Umber
UM54



Wasabi
WA29



Popcorn
PO26



Currant
CU59



Berry
BE06



Azure
AZ05



Oregano
OR18




Charcoal
CH01




Walnut
WA56




Eucalyptus
EU71




Carrot
CA08



Loganberry
LO77




Granite
GR62



Denim
DE09



Kale
KA12




Piano Black
PI24




Slate
SL27




Nori
NO76




Peppercorn
PE22



Shiraz
SH63




Flint
FL64



Midnight
MI16

Order samples at acoufelt.com/colorways

 For questions or additional product information, visit acoufelt.com or call 800.966.8557.

SoftenUp, Peak Ceiling Frames | January 2026

How to Specify

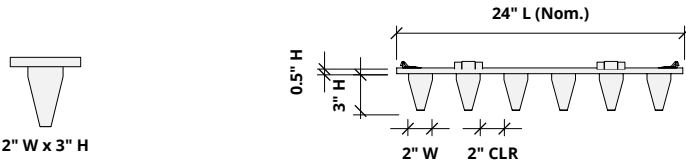
1. Choose Slat Size

2. Choose Backer Panel Size

3. Choose Colorways

4. Optional Corner Panel

Slats are available in one size:



Drawings show spacing for 2" W slats. Spacing for 4" W slats will differ. Product ships assembled.

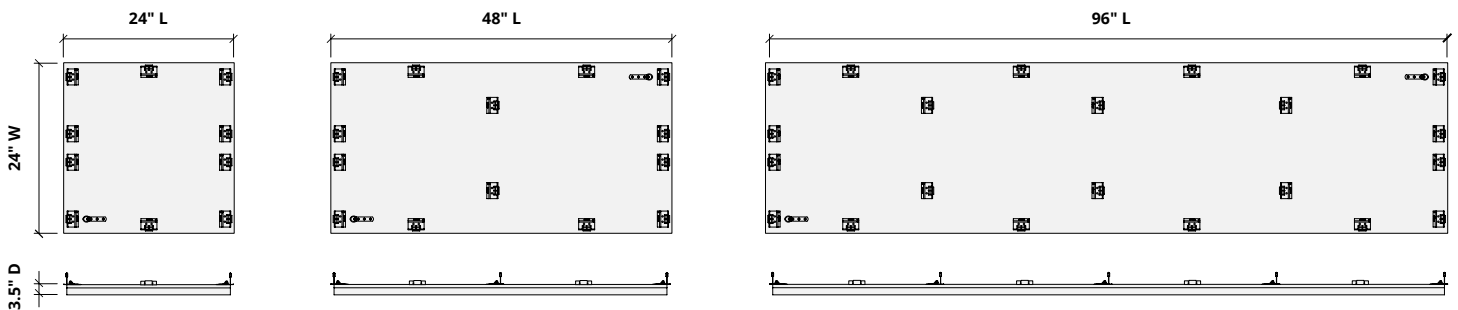
1. Choose Slat Size

2. Choose Backer Panel Size

3. Choose Colorways

4. Optional Corner Panel

Backer panels are available in three sizes for use with 2" and 4" slats.



Clip spacing may differ. Product ships assembled.
Safety cable comes standard on all SoftenUp™ product lines. See installation guides for additional details.

1. Choose Slat Size

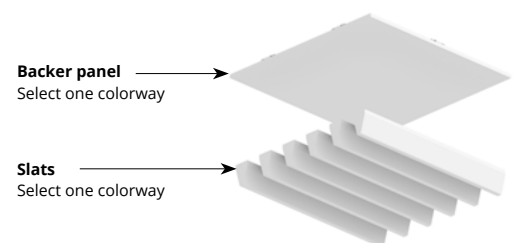
2. Choose Backer Panel Size

3. Choose Colorways

4. Optional Corner Panel

Select one colorway for your slats and one colorway for your backer panel.
See colorway choices on page 3.

If you're specifying dark colored backer panels, we recommend dark drop ceiling grids (not provided).



How to Specify (cont.)

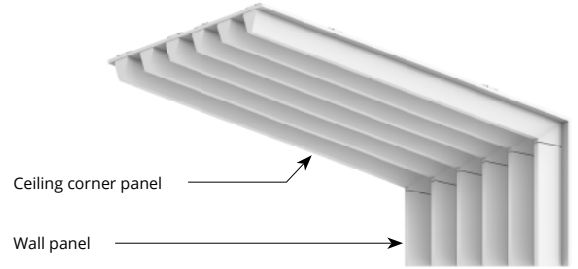
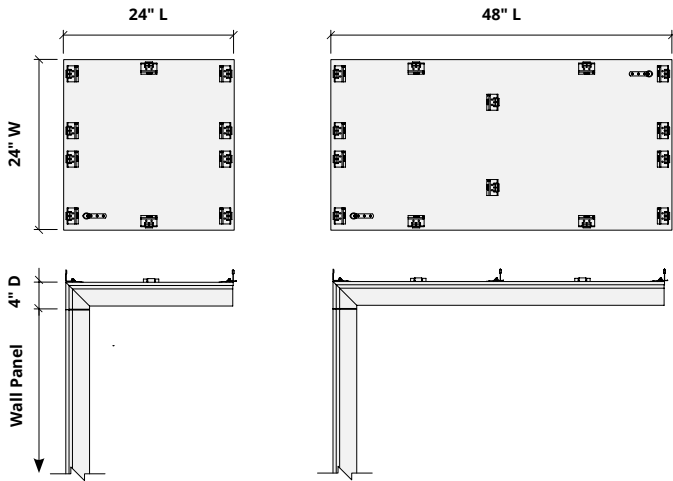
1. Choose Slat Size

2. Choose Backer Panel Size

3. Choose Colorways

4. Optional Corner Panel

SoftenUp acoustical ceiling panels can be seamlessly integrated with corresponding wall panels by specifying the corresponding corner piece.



See corresponding SoftenUp, Peak wall panel specification sheet for additional information.




For questions or additional product information, visit [acoufelt.com](https://www.acoufelt.com) or call 800.966.8557.


SoftenUp, Peak Ceiling Frames | January 2026

Recommended Layouts


Layout 1




Layout 2



Layout 3

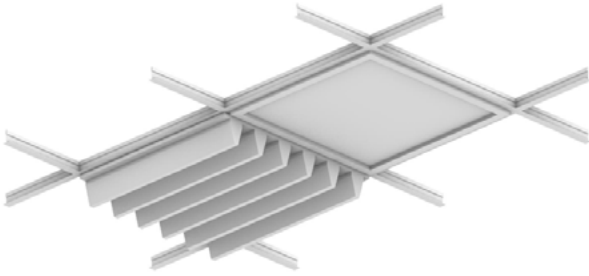


Layout 4

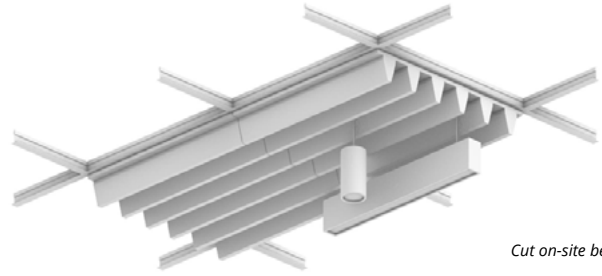


Lighting Coordination

24" x 24", 24" x 48" Grid light

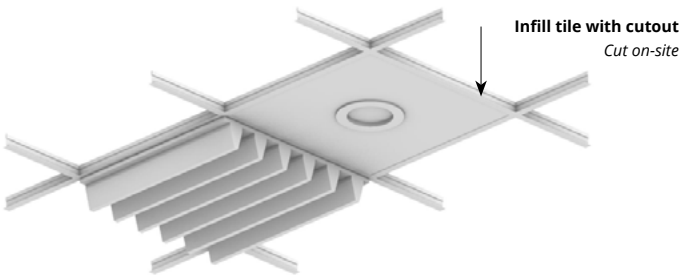


Drop pendant light



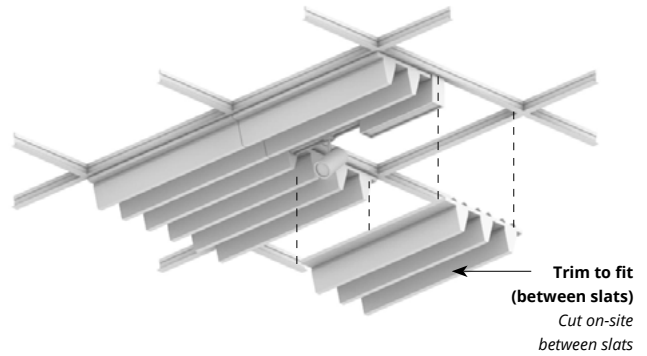
Cut on-site between slats

Recessed light



Infill tile with cutout
Cut on-site

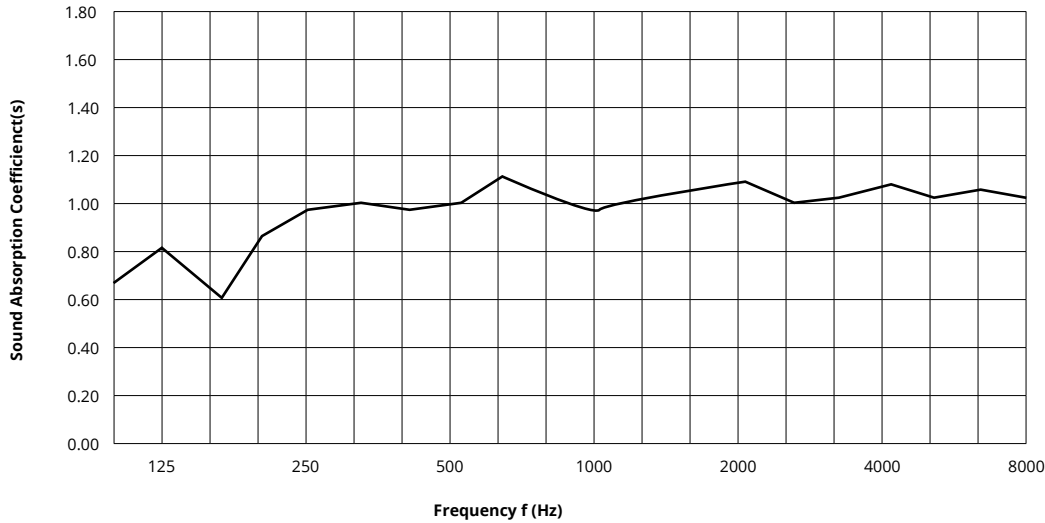
Grid mounted light (track, pendant)



Trim to fit
(between slats)
*Cut on-site
between slats*

Acoustic Performance

Test Method	ASTM E795
Install Method	Type E-400
Rating Method	ASTM C423
Mounting Method	2" W x 3" H slat on 12mm backer with 400mm air gap
Test Results	NRC 0.95 SAA 0.96




Frequency f (Hz)	125	250	500	1000	2000	4000	NRC
12mm	0.67	0.86	0.96	1.02	1.04	1.00	0.95

What is a Noise Reduction Coefficient (NRC)?

You'll find the NRC rating in the specifications of all of our products. This acronym stands for Noise Reduction Coefficient, and is expressed as a single number, a rating that describes the degree to which acoustic products can absorb sound.

You can use NRC values to understand the overall performance of our acoustic wall and ceiling products. The higher the NRC, the better the product is at soaking up the sound.

Performance Indices: Noise Reduction Coefficient (NRC) results represent the absorption coefficients measured at the one third octave bands at 125, 250, 500, 1000, 2000 and 4000 Hz rounded to the nearest 0.05. Acoustic testing has been performed according to the methods mentioned above. Customization of installation of the product could alter the results. Sound Absorption Average (SAA) indicates the absorption coefficient average for the twelve one-third octave bands ranging between 200 and 2500 Hz.

 For questions or additional product information, visit [acoufelt.com](https://www.acoufelt.com) or call **800.966.8557**.

SoftenUp, Peak Ceiling Frames | January 2026

Suspension

The SoftenUp ceiling tiles are designed to connect to standard drop-ceiling grid systems via a series of tabs integrated into the design. No additional hardware is required for standard installation. Seismic zones may require additional considerations (see note on seismic).

Life Safety

The panels can be trimmed on-site, using a sharp utility knife, to accommodate any existing signage and/or wayfinding markings. Cut-outs must occur in 2" gap between slats. All fixtures must be supported independent of tiles.

** Panels cut on-site may require additional support.*

Weight

- 3"H slat weight = 2 lbs./sq. ft.
- 1"H slat weight = 1.25 lbs./sq. ft.

Clearance/Tolerance

When installed, SoftenUp tiles have a consistent 1/8" reveal to account for any on-site tolerance concerns. Panels have a method for tile alignment integrated into the design.

** A continuous slat design is available. Contact us for details.*

MEP/FP

The panels can be trimmed on-site, using a sharp utility knife, to accommodate any MEP/FP fixtures. These include, but are not limited to, drop-in lighting and diffusers, recessed lighting, linear diffusers, concealed and exposed fire sprinklers, and A/V equipment. Please consult all local and municipal codes, as well as a licensed engineer, for full compliance requirements. Cut-outs must occur in 2" gap between slats. All fixtures must be supported independent of tiles.

**Panels cut on-site may require additional support.*

Ceiling Access

Panels with an integrated folding access tab are available upon request. These folding tabs allow for the removal of individual tiles to access ceiling systems.

Seismic

SoftenUp ceiling tiles can provide seismic compliance through a mechanical direct screw attachment through the panel to the grid system, or an individual tile off to building structure. Please consult all local and municipal codes, as well as a licensed engineer, for full compliance requirements.