

Fracture Wall Panels

Premier Collection

Fracture panels are an acoustic wall treatment precision carved with a beveled groove into a series of directional linework designs. Install these panels together to create spectacular, full-scale patterns of rich color, depth, shadow, and texture.

Specifications

Surface	Wall
Material	FilaSorb™ polyester felt
Weight	12mm, 0.49 lb./ft ² (±10%) 24mm, 0.98 lb./ft ² (±10%)
Standard Sizes	48" W x 108" H <i>Custom sizes available</i>



Fracture Wall Panel with Finline Pattern in Flamingo



Fracture Wall Panel with Wavelength Pattern in Wasabi

Technical

NRC Rating	12mm* 0.45, no air gap 0.54, 12mm air gap 0.64, 20mm air gap 24mm* 0.60, no air gap*
Fire Test	ASTM E84, Class A CAN/ULC-S102 Flame spread index: 15 Smoke developed index: 200
Water Sorption	ASTM C1104-2019 (A Modified) Water sorbed by weight: 0.20% (based on a 12mm thick panel)
Colorfastness	ISO 105-B02, 6-7

* Test results available upon request

Details

Lead Time	3 - 6 weeks
Origin	Manufactured and assembled in the US
Warranty	Product: 20 years* Colorfastness: 20 years*

* Conditions apply

Environmental

Recycled Content	Minimum 60%
Energy	Generated using 40% solar energy
Indoor Air Quality	VOC less than/equal to 0.5mg/m3
Recyclable	100%*
Certifications	Declare Certification - LBC Red List Free (third-party verified) SCS Global Indoor Advantage Gold

* PET is recyclable through participating partners



For questions or additional product information, visit [acoufelt.com](https://www.acoufelt.com) or call 800.966.8557.


Fracture Wall Panels | January 2026

Colorways

PREMIER

							
White WH12	Milkyway MI74	Ivory IV11	Pearl PE21	Valentine VA70	Quartz QU67	Stonewash ST72	Sea Salt SE57
							
Platinum PL04	Almond AL55	Pistachio PI25	Turmeric TU60	Flamingo FL61	Amethyst AM69	Periwinkle PE23	Peacock PE20
							
Metal ME03	Mushroom MU75	Celery CE65	Wheat WH68	Peach PE19	Lilac LI13	Marine MA15	Sencha SE58
							
Grey GR02	Umber UM54	Wasabi WA29	Popcorn PO26	Currant CU59	Berry BE06	Azure AZ05	Oregano OR18
							
Charcoal CH01	Walnut WA56	Eucalyptus EU71	Carrot CA08	Loganberry LO77	Granite GR62	Denim DE09	Kale KA12
							
Piano Black PI24	Slate SL27	Nori NO76	Peppercorn PE22	Shiraz SH63	Flint FL64	Midnight MI16	

Order samples at acoufelt.com/colorways

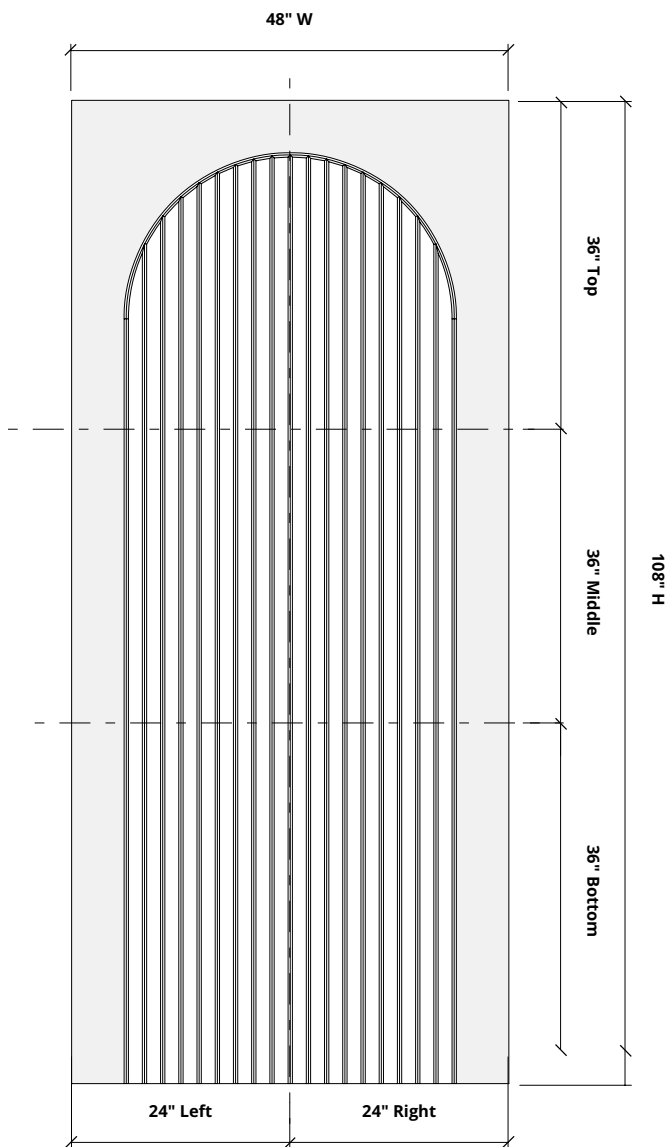
 For questions or additional product information, visit acoufelt.com or call 800.966.8557.

Fracture Wall Panels | January 2026

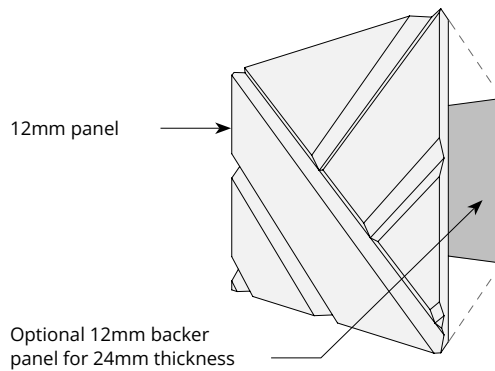
Sizes

Standard Sizes 48" W x 108" H
Custom sizes available

Plan



Perspective




* Product available as full panels or as sections of a panel as filler pieces.
Choose any of the standard height or segments (i.e. bottom right, middle left, etc) to fill the space as needed.

How to Specify

1. Choose Panel Design

2. Choose Colorways


Select desired panel design. See recommended layouts for larger designs.




ARCH



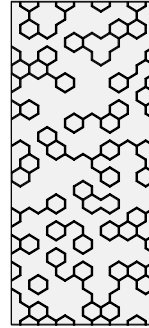
CHEVRON



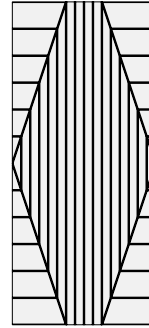
DIAGONAL



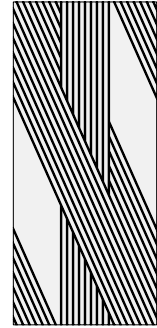
FINELINE



FORMULA




HARLEQUIN




INTERSECT




KNIT



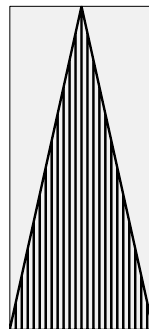
LATTICE



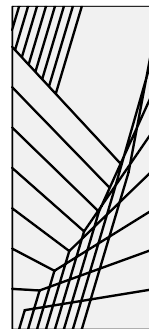
MAZE



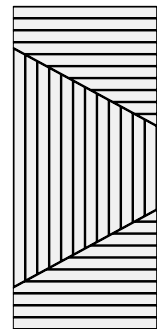
METROPOLIS




PENNANT



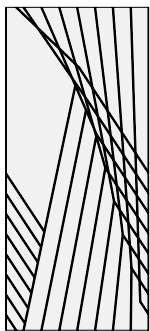
PRISM



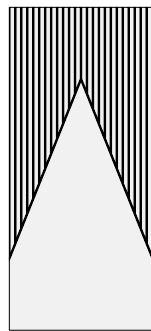
PULSE



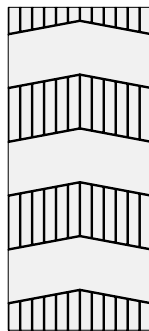
ROWHOUSE




SPIROGRAPH




SUMMIT



TRACK



TRELLIS




WAVELENGTH

1. Choose Panel Design

2. Choose Colorways


See colorways on page 3.

 For questions or additional product information, visit [acoufelt.com](https://www.acoufelt.com) or call 800.966.8557.


Fracture Wall Panels | January 2026

Recommended Layouts

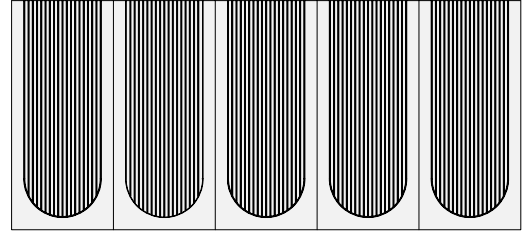
Arch



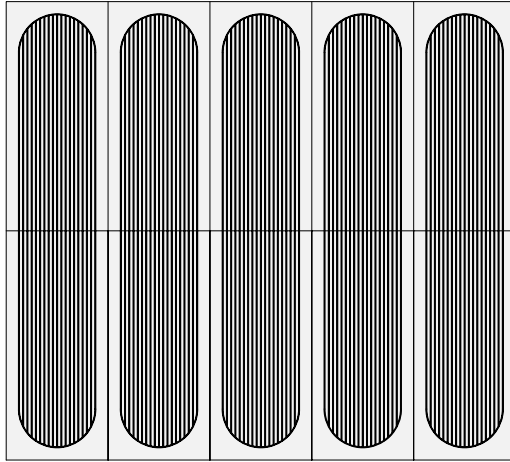
Layout 1



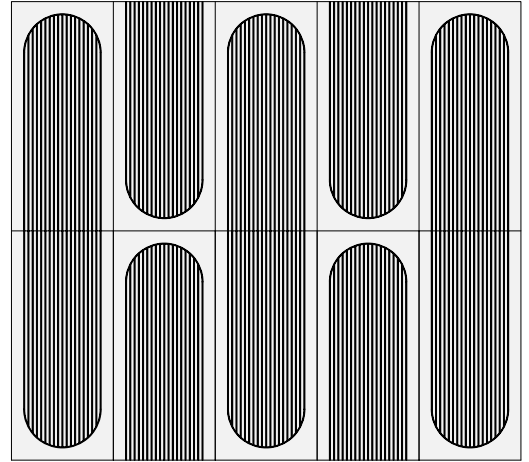
Layout 2



Layout 3



Layout 4




Recommended Layouts


Chevron




Layout 1




Layout 2



Layout 3




Layout 4




Recommended Layouts


Diagonal



Layout 1




Layout 2




Recommended Layouts


Fineline



Layout 1




Layout 2




Recommended Layouts


Formula



Layout 1




Layout 2

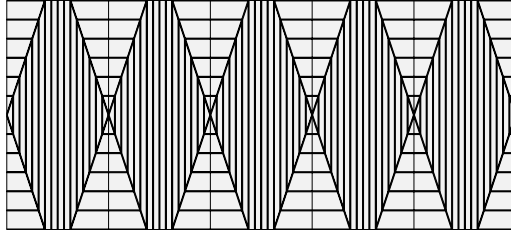


Recommended Layouts


Harlequin



Layout 1

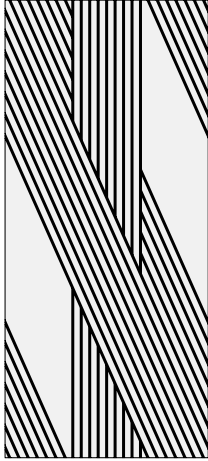


Layout 2




Recommended Layouts


Intersect



Layout 1




Layout 2




Recommended Layouts


Knit



Layout 1




Layout 2




Recommended Layouts


Lattice



Layout 1




Layout 2

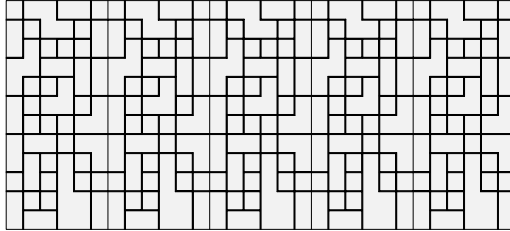


Recommended Layouts


Maze




Layout 1




Layout 2



Layout 3




Layout 4




Recommended Layouts


Metropolis




Layout 1




Layout 2



Layout 3

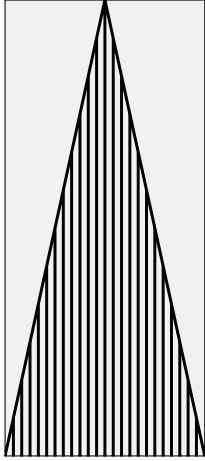


Layout 4

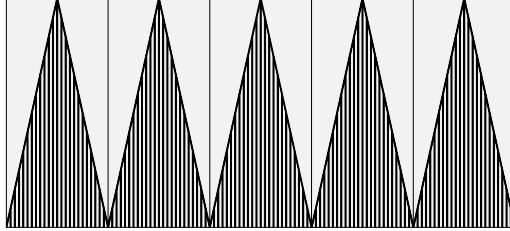


Recommended Layouts


Pennant



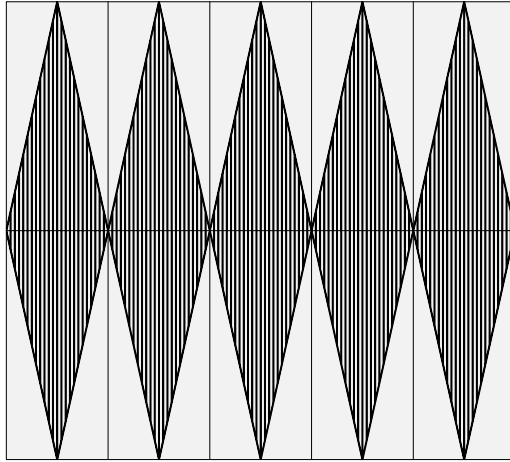
Layout 1



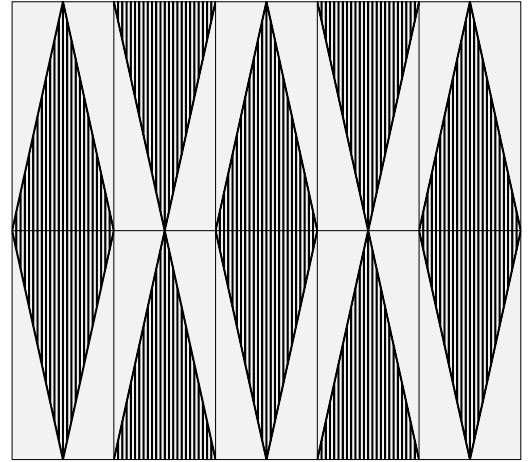
Layout 2



Layout 3




Layout 4




Recommended Layouts


Prism




Layout 1




Layout 2



Layout 3

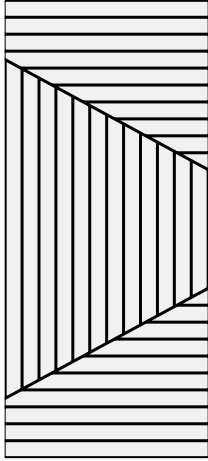


Layout 4

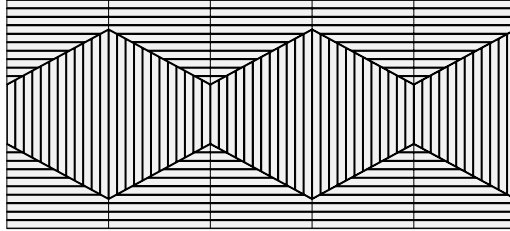


Recommended Layouts

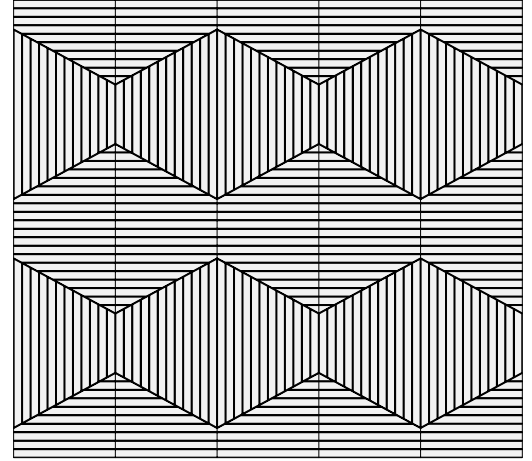
Pulse



Layout 1




Layout 2




Recommended Layouts


Rowhouse



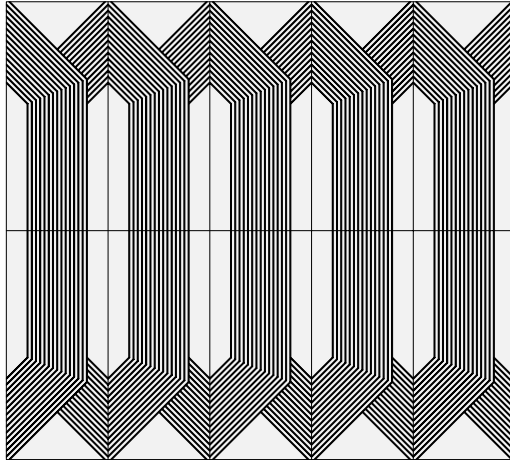
Layout 1



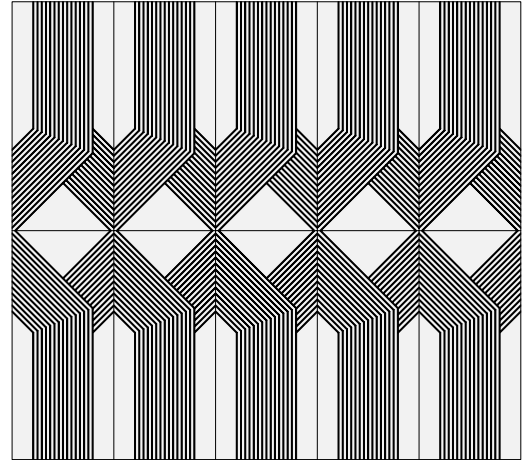
Layout 2



Layout 3

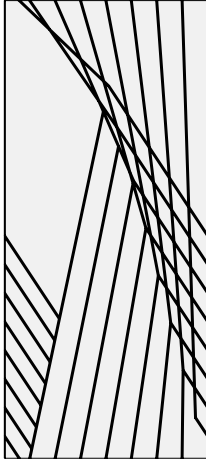


Layout 4




Recommended Layouts


Spirograph



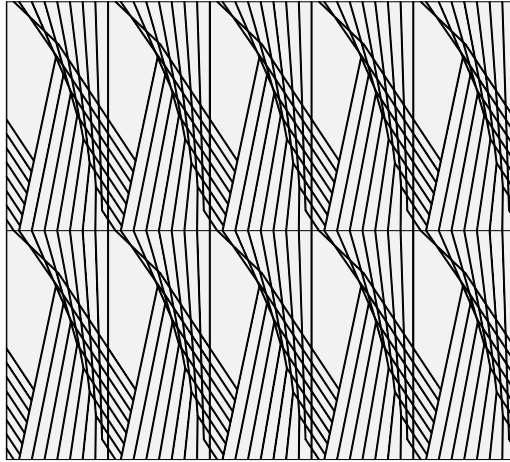
Layout 1



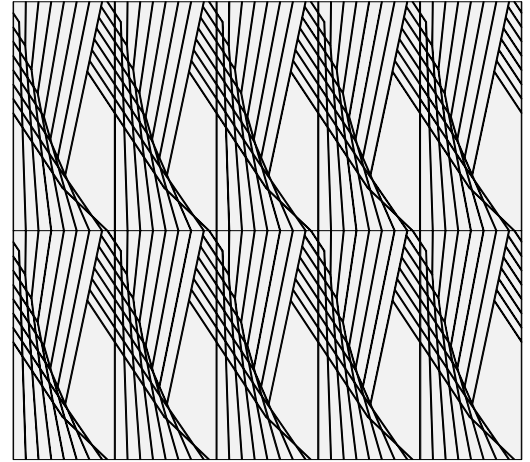
Layout 2



Layout 3

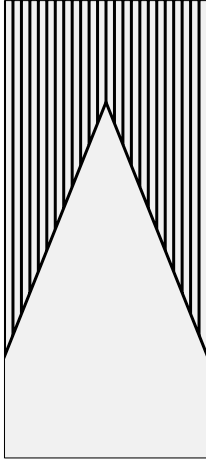


Layout 4

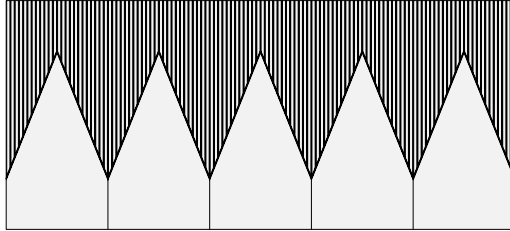


Recommended Layouts

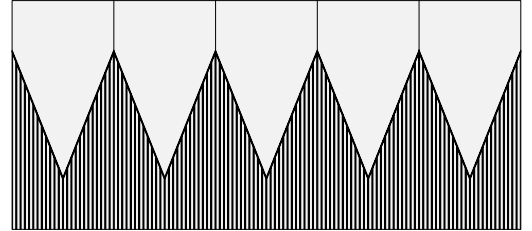
Summit



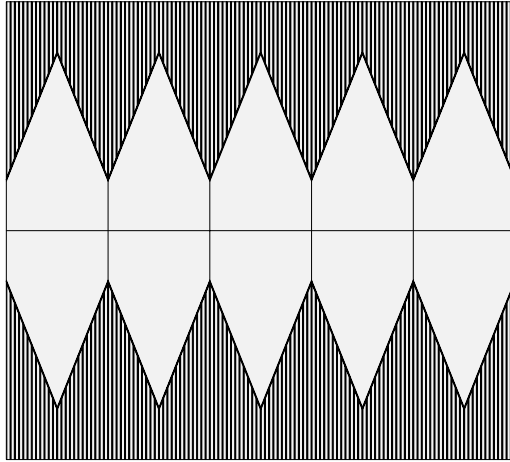
Layout 1




Layout 2



Layout 3

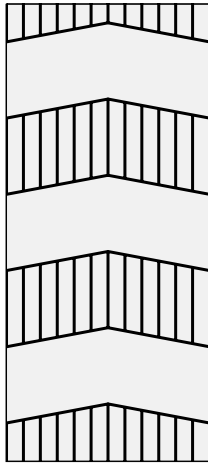


Layout 4

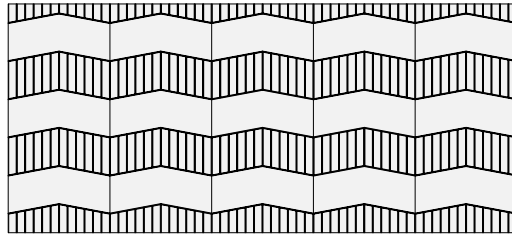


Recommended Layouts

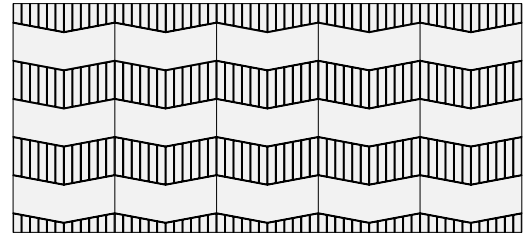
Track




Layout 1




Layout 2



Layout 3




Layout 4




Recommended Layouts


Trellis



Layout 1




Layout 2




Recommended Layouts


Wavelength




Layout 1




Layout 2



Layout 3

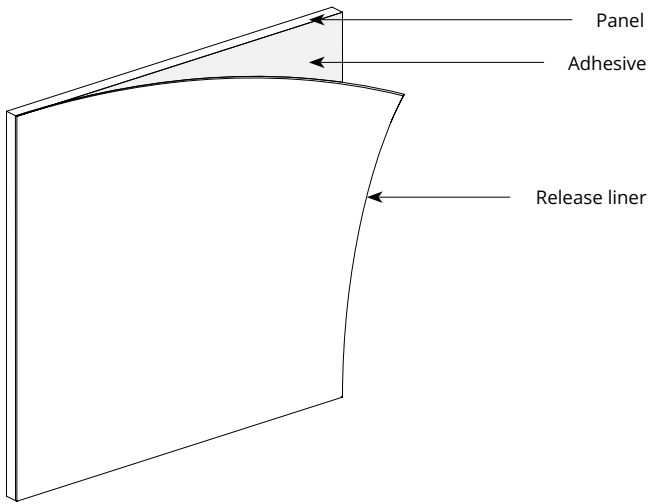


Layout 4

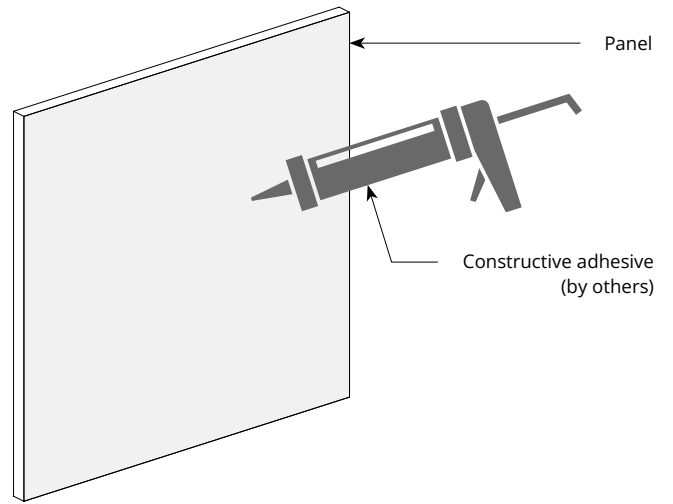


Mounting Methods

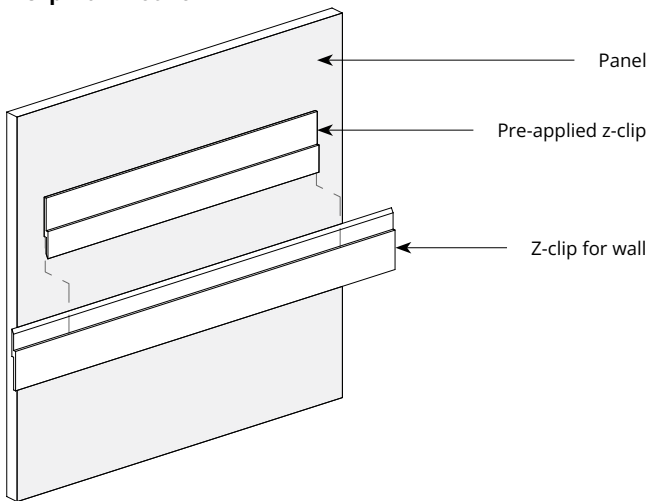
Adhesive backing



Construction adhesive



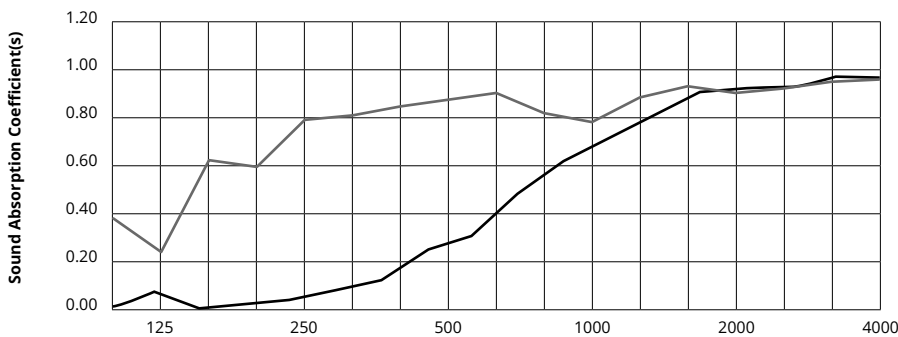
Z-clip wall mount



* For wall mount applications only.

Acoustic Performance

Test Method	ASTM C423-09a
Install Method	A
Rating Method	ISO 11654-1997
Test Results	<p>12mm NRC 0.45, no air gap NRC 0.54, 12mm air gap NRC 0.64, 20mm air gap SAA 0.43, no air gap SAA 0.54, 12mm air gap</p> <p>24mm NRC 0.60, no air gap SAA 0.55, no air gap</p>




Frequency f (Hz)	125	250	500	1000	2000	4000	NRC
12mm	0.06	0.02	0.23	0.61	0.89	0.95	0.45
24mm	0.02	0.57	0.41	0.58	0.87	0.85	0.60

What is a Noise Reduction Coefficient (NRC)?

You'll find the NRC rating in the specifications of all of our products. This acronym stands for Noise Reduction Coefficient, and is expressed as a single number, a rating that describes the degree to which acoustic products can absorb sound.

You can use NRC values to understand the overall performance of our acoustic wall and ceiling products. The higher the NRC, the better the product is at soaking up the sound.

Performance Indices: Noise Reduction Coefficient (NRC) results represent the absorption coefficients measured at the one third octave bands at 125, 250, 500, 1000, 2000 and 4000 Hz rounded to the nearest 0.05. Acoustic testing has been performed according to the methods mentioned above. Customization of installation of the product could alter the results. Sound Absorption Average (SAA) indicates the absorption coefficient average for the twelve one-third octave bands ranging between 200 and 2500 Hz.

 For questions or additional product information, visit [acoufelt.com](https://www.acoufelt.com) or call **800.966.8557**.

Fracture Wall Panels | January 2026